

NURTURE GROUP home learning - Week 1

All of the activities are to be completed on Purple Mash, children's logins are in their reading record. Children will be set '2dos' which will show up on their home screen.



2Dos

these as

Maths

2 Simple Table Toons x2 table.
Bond Bubbles
Sequence Snake
A-fish-metic



English - reading

Stories 2 Tell
Compounding with Grandad
Phonics-Phase 3-cloze- ch/sh/ai/ar/ee/er/or



In addition to these activities, children also have a times table rock stars login in their reading records, which can be accessed from home. Also, a parent letter has recently been sent home with children's my maths logins. The children have been shown how to use this site and can also access maths activities via this.

Oxford Owl also offers a range of books children can read online.

All children are still expected to be completing their school reading book at home; parents/carers can ask the children questions to aid with their understanding of the text.

Nurture Room Pick 'n' Mix Work - 1st Activity

What to do:





Choose any activities to complete.

You could choose to challenge yourself to one of these activities.




And / Or work together with another family member to complete one of these tasks.


Maths based

- Draw a 2D shape picture and label the shapes you have used. 
- Create a x2 table game to play with someone in your family. It could be a snap game or a memory game. 


English based

- Draw a story map of 'The Black Hat' and use it to retell the story to someone else. Try to add as much detail and description as you can. Add speech bubbles and thought bubbles. 

Topic based

- Find out about 3 different types of hats using the internet. Create a fact file about one of the hats. Who would wear the hat? When would they wear it? Why would they wear it? Is it a modern hat or a hat from the past? 

Science & Technology based

- Design and make a crazy hat! The crazier the better!  Plan out your design - draw it and make a list of materials. Try and use things that you have already got at home. Make your hat and see if you can wear it. Evaluate your design - what would you change next time?

Arts based

- Draw your own creatures coming out of a magic hat (think Liz Million style!). They could be birds or other magical creatures such as unicorns and dragons. 